



 StyleLine
where window technology meets art



Contents

- ▶ **Seamless welds to replicate timber joints** 2-3
The UK's first seamless welded joint system
- ▶ **British Engineering** 4-11
Hand finished, made in the UK
- ▶ **Colours Range** 12-13
A limitless choice of colours
- ▶ **Our unique range of StyleLine doors** 14-17
Maintenance free traditional looking doors
- ▶ **Introduction to our entire product range** 18-19
Comprehensive range of windows and doors





Seamless welds to replicate timber joints



The UK's first seamless welded joint system

Following significant investment we are proud to be the first Company to be able to offer this ground breaking technology which enables us to supply laminated foiled windows with no unsightly external weld sprue.


The welding process for every other PVC window in the Country produces an excess amount of sprue which needs to be cleaned off, normally via a machine which removes this but also leaves a 3mm wide groove in the profile, as can be seen below. Our unique manufacturing process enables us to push the excess sprue inside the cavity, resulting in a StyleLine, seamless joint. Coupled with mechanically joined transoms and mullions it makes our windows and doors stronger and more aesthetically pleasing than any other product on the market.

Unsightly "V" grooves a thing of the past!

Available on all our foiled laminated products the new unique StyleLine finish will not show the dirt in the corners as other PVC windows, making it easier to clean and maintain. We also utilise some clever technology during the welding process to give a "zip" weld rather than the standard flat weld which makes the frames stronger than traditional welded frames.



Unsightly grooved window



British Engineering



Introducing Our Products

The StyleLine range uses the most advanced frame manufacturing technology on the market, for windows and doors that are not only beautiful, but stronger too. Manufactured using the highly advanced seamless Graf Welder, the revolutionary welding process has been engineered to push the excess plastic sprue inside the profile chambers, resulting in a stronger corner, and a smooth, seamless finish to any frame with a wood effect laminated finish.

The quality of the StyleLine window is immediately apparent, from the unique, seamless finish of the wood grained sashes and frames, to the incredibly sturdy hardware and ironmongery that provide both style and security for your home. Aesthetically superior, our exclusive windows look just like timber, but deliver all the benefits of a composite material: high efficiency and virtually no maintenance. Features such as the mechanically jointed transoms and mullions, as well as the attractive equal sightlines, reflect attention to detail at its best, and 100% commitment to beauty and quality.

The impeccable StyleLine trademark finish is available on a wide range of windows and doors. Unlike traditionally made windows the highly engineered manufacturing process, incorporating features such as mechanically jointed transoms and mullions will yield a consistently high quality finish. The advantage being the ability to combine the beautiful looks of a traditional timber frame with the energy efficiency and low maintenance requirements of modern materials.



Highly engineered mechanically jointed cruciform joint

"Since the new windows have been installed we have had lots of really nice comments from friends, most people are surprised that the windows are not wood!"

Mrs Reynolds, Lincoln



Internal mechanically joined Crucifix



Internal sash and outer frame



Internal mechanically joined mullion

"Stuart and I would like to thank you for your kind flowers that you sent, they were so lovely, and what a wonderful gesture. We could not speak highly enough of your Company and your workforce. The gentlemen were wonderful and you should be proud of them, our house is much warmer and looks so much better, wish more Companies were like yours!"

Mr and Mrs Robinson, Kent



Images showing the unique seamless, StyleLine welded corners and mechanically joined mullions



I can't believe this isn't a timber window!



and transoms with the dummy fixed vents, all exclusively engineered and hand finished in the UK.



- 1 **Wood effect laminated finish**
- 2 **Mechanically joined mullions**
- 3 **Exclusive seamless welds**
- 4 **Equal glass sightlines**
- 5 **Energy efficient sealed unit**
- 6 **Astral Feature bar**
- 7 **High security windows**
- 8 **Enhanced security claw locks**
- 9 **Dummy fixed vents**
- 10 **Fire escape/easy clean windows**





Bevel Design

Selection of Bevels and Stains available



Leaded Lights

Selection of different designs available



Everglade Glass

Full range of patterned glass available



Feature Georgian Bar

Selection of Georgian Bars available

Handle Options

The StyleLine handle range incorporates the more modern inline and offset handles through to the more traditional monkey tail and tear drop designs, available in a wide range of colours as shown in the below table.

Handle Colour	Offset Handles	In-line Handles	Monkey Tail Handles	Tear Drop Handles
White (WH)	✓	✓	n/a	n/a
Black (BL)	✓	✓	n/a	n/a
Antique Black (AB)	✓	✓	✓	✓
Gold (HG)	✓	✓	✓	✓
Graphite (GR)	✓	✓	✓	✓
Satin Chrome (SC)	✓	✓	n/a	n/a
Bright Chrome (BC)	✓	✓	✓	✓
Bright Bronze (BB)	✓	✓	n/a	n/a



White
In-line



Black
Offset



Antique Black
Monkey Tail



Gold
Teardrop



Bright Bronze
In-line



Satin Chrome
Offset



Bright Chrome
Monkey Tail



Graphite
Teardrop

A unique range of windows and doors using the very latest technology available exclusively through us



Images showing the unique seamless, StyleLine welded corners and mechanically joined mullions



We had a few local Companies round but after seeing samples of the new smooth finish decided to go with the StyleLine finish. Our neighbours had their windows changed a few years ago and our smooth joints look so much better! We also love the fact that our windows were designed with the dummy fixed vents in as the glass all lines up through each frame.

Mr and Mrs Lowe, Rugby



and transoms with the dummy fixed vents, all exclusively engineered and hand finished in the UK.



Wood effect Cream finish



Wood effect Irish Oak finish

Colour Options




Information on Colour

All our windows and doors are available in a wide range of colours and finishes, from the traditional smooth white non-foiled profile which is finished with a neat pencil line weld through to a range of textured wood effect foiled colours with the seamless StyleLine welds. We also offer a hand painted service and can colour your frames in literally any colour you wish.

At the bottom of the page you will see our main range of wood effect foiled colours, whilst we have tried to provide you with an accurate indication of the colour you should appreciate that these are intended as a guide only, we are more than happy to provide you with samples for a more accurate representation. These colours are available for both our chamfered, Fortress™ and fully sculpted systems Super Fortress™.

All these colours are available on both the inside and outside or with the traditional smooth non-foiled white profile on the inside. With these dual colour options the frame finish on the two sides will be different, as in wherever there is a foiled finish the welds will be finished with the seamless StyleLine joint and wherever there is a traditional smooth non-foiled white profile the welds will be finished off with the neat pencil line, as seen in the image on the right. Unfortunately it is not technically possible to reproduce the seamless StyleLine joint on the traditional smooth non-foiled white profile.





Wood effect Black/Brown finish



Wood effect Whitewood finish

We also have a range of new wood effect laminated foiled colours that are only available in the fully sculpted Super Fortress™ range.

External Colour	Internal Colour
Painswick	Whitewood
English Oak	Whitewood
Whitewood	English Oak
Eclectic Grey*	Whitewood
Clotted Cream	Whitewood
No 10 Black	Whitewood

*Smooth laminated finish, not wood effect



Whitewood



English Oak



Clotted Cream



Painswick



Eclectic Grey



No 10 Black

Wood effect Golden Oak

Wood effect Nut Tree

Wood effect Irish Oak

Wood effect Rosewood

Wood effect Whitewood

HOMELEA

*Main picture:
Lincoln design in Irish Oak
with Satin Chrome hardware*



*Blyton design in
Black/Brown with Bright
Chrome hardware*



*Lincoln design in Painted
red with Bright Chrome
hardware*




*Croxyby design in Cream
with Black hardware*



I can't believe this isn't a timber door!

Hardware colour options

Our range of door handles, letter plates, door knockers and numerals are all available in Antique Black, Black, Graphite, Bronze, Bright Chrome, Satin Chrome, Gold and White.



**Black/Brown
with Bright
Chrome
Hardware**


**Irish Oak
with Satin
Chrome
Hardware**



**Lever/pad
handles
(available in
all colours)**




**Urn Knocker
with spy hole**



White



Gold



Bronze




Graphite

Our Door range




Combining the beautiful looks of a traditional timber door with the energy efficiency and low maintenance requirements of modern materials, our StyleLine door collection will add real kerb appeal to your home. Extremely durable and resistant, you will enjoy your StyleLine door for many years to come, and, unlike timber, it will not warp, peel, rot or crack. Fitted with high security hardware, our exclusive doors will ensure the safety of your home and your peace of mind. Every StyleLine detail has been carefully considered and perfectly applied for a door that underpins our values for quality, security, efficiency and beauty.



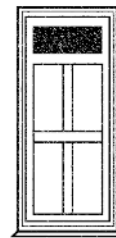
Lincoln
(feature bar
option)



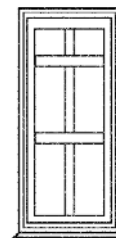
Sleaford



Lincoln
(glazed top)



Blyton




Croxby



Denton



Frampton



Eagle




Harby



Kirton



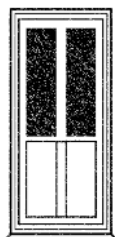
Kirton
(feature bar
option)



Kirton
(internal geo
bar option)



Newton



Pickworth



Rothwell



Rothwell
(internal geo
bar option)



Rothwell
(perimeter
geo bar option)



Stow





Our Door range



Our range of StyleLine doors have been specifically engineered to incorporate a storm proof rebated frame, giving them a superior weather rating. The other big advantage is that due to the way our doors are manufactured we are able to maximise the glass area and unlike the composite doors around today our glass is security glazed from the inside rather than having to glaze it in cassettes which drastically reduces the overall glass area.

Whilst we have tried to show the more popular designs in the brochure it is important to point out that we are happy to design bespoke doors for your home, you can select the size, style, type of glazing material and even the colour as we are able to spray the doors in any RAL colour in our onsite paint booth, meaning that you no longer have to settle for a standard designs and can now have a unique entrance door for your home.




Rothwell design in white with Bright Chrome hardware



Stow design in white with Bright Chrome hardware



Harby design in Rosewood with Satin Chrome hardware



Pickwork in Rosewood with Satin Chrome hardware

HOMELEA

*Main picture: Lincoln design
in Ruby Red, RAL3003 with
Bright Chrome hardware*



*Denton design in
Irish Oak with Satin
Chrome hardware*



*Croxy design in Cream
with Black hardware*



*Pickwick design in Irish Oak
with Satin Chrome handle
and Bronze letter plate*



A unique range of windows and doors using the very latest technology available exclusively through us



Our Product Range

Introducing Our Products

We offer a comprehensive range of window and door styles in various materials, including high security, energy efficient PVC as well as strong and attractive Aluminium slimline profiles.

Suitable for all types of residential and commercial applications we offer the complete range of windows, doors, bi-folds and patio doors, all designed for strength and durability whilst remaining aesthetically pleasing to look at.



PVC Windows and Doors



Aluminium Windows and Doors



Aluminium Bi-fold Doors



Conservatories and Orangeries



Vertical Sliding Windows

PVC Frames

Our PVC products are amongst the most technologically advanced in Europe, being manufactured to high standards, incorporating thermally efficient profiles and energy rated double and triple glazed sealed units.

R9 Windows

A unique range of flush fitting composite windows designed to replicate the flush sash hardwood windows found in cottage and period properties. Enabling you to replace your wooden windows with modern, maintenance free frames with authentic designs in authentic colours.

Tilt and Turns

Available in PVC and Aluminium these are typically continental style windows that allow for large openings that open inwards.

Casement Windows

Available in PVC and Aluminium the traditional British window, typically top or side hung.

Vertical Sliding Windows

Available in PVC these are sometimes referred to as Sash Windows, sliding up and down and typically found in older, Victorian properties.

Swing and Slide Doors

A new modern concept in large span openings, combining the benefits of a bifold door but with the security, operational ease and weathering of a patio door, available in colours to match our PVC range.

Aluminium Frames

Strong, attractive and available in a wide range of colours and textured finishes, aluminium frames will not expand or contract and with integral strength, are ideal for large span frames with bigger glass areas, especially bi-fold doors.

StyleLine Windows

A unique seamless finish to the corner joints, available on our full range of laminated composite windows. We are the first manufacturer to be able to offer this high level of quality that results in no external weld sprue giving you clean lines that are better to look at and easier to clean.

Composite Doors

A wide range of colours and designs which are tough and durable with the aesthetics of wood, without the need for painting or varnishing.

Conservatories and Orangeries

Whatever design you want we will make sure it is not only attractive on the outside but also functional on the inside.

Patio Doors

Available in slim line aluminium or PVC both systems are available in a range of colours, finishes and styles all the way up to our large span 12m wide doors.

Aluminium Bi-fold Doors

Our aluminium bi-fold doors come in an array of different options and finishes and are designed in slim line profiles and are perfect for living rooms, conservatories and kitchens.

